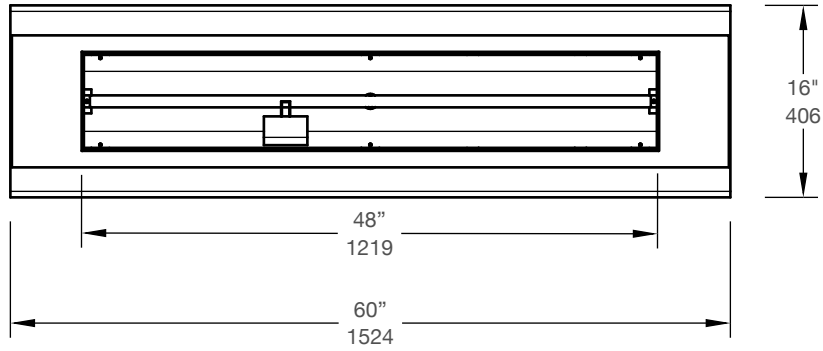
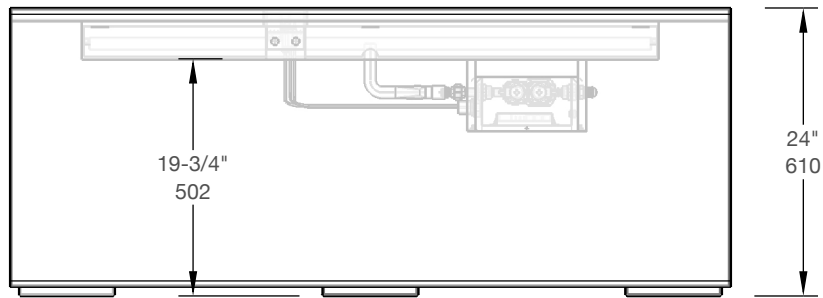


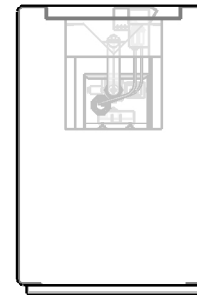
TOP



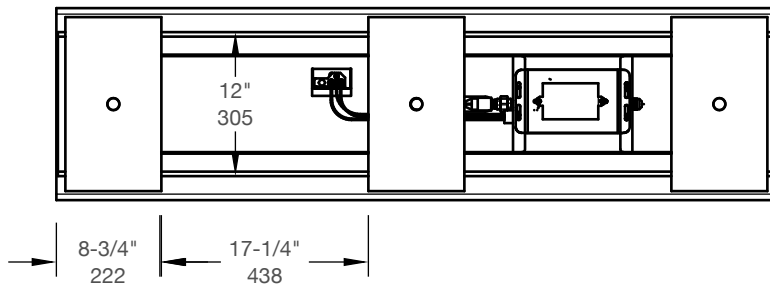
SIDE



END



BOTTOM

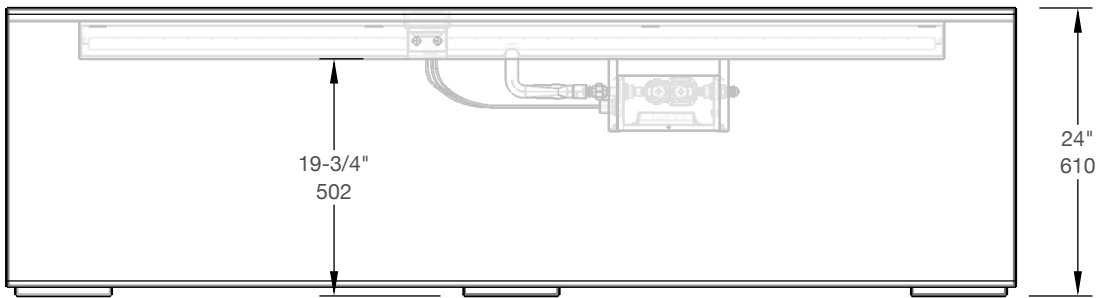


	NATURAL GAS	PROPANE
BURNER	LIN-(E)-48	LIN-(E)-48P
HEAT OUTPUT	80,000 BTU/h 25 kW	80,000 BTU/h 25 kW
WEIGHT	up to 425 lbs 190 kg	up to 425 lbs 190 kg
AVAILABLE COLOURS	Powder-Coated Steel: Black, White, Graphite, Corten Steel	
AVAILABLE ACCESSORIES	Tempered Glass Screen	

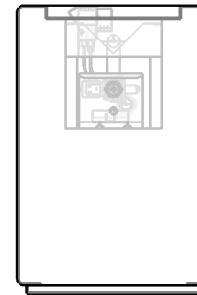
TOP



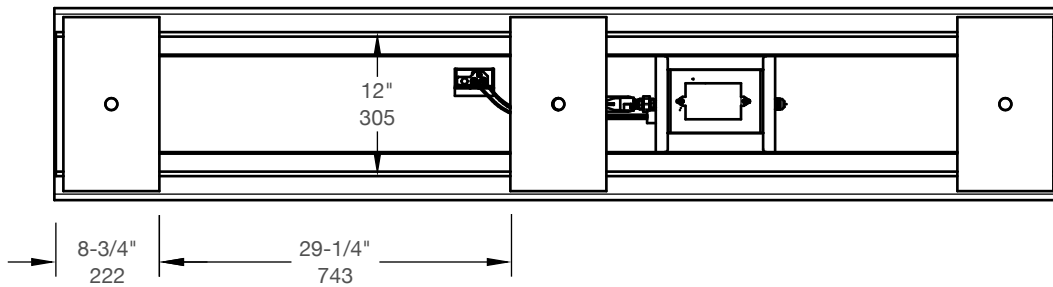
SIDE



END



BOTTOM



	NATURAL GAS	PROPANE
BURNER	LIN-(E)-72	LIN-(E)-72P
HEAT OUTPUT	110,000 BTU/h 40 kW	107,000 BTU/h 31 kW
WEIGHT	up to 475 lbs 215 kg	up to 475 lbs 215 kg
AVAILABLE COLOURS	Powder-Coated Steel: Black, White, Graphite, Corten Steel	
AVAILABLE ACCESSORIES	Tempered Glass Screen	